



FOUNDERS WAY

← TO INTERSTATE 35W

GOLDEN TRIANGLE BLVD.

TEXAS HEALTH TRAIL



MEDICAL OFFICE



VISITOR PARKING



VISITOR PARKING



VISITOR PARKING



VISITOR PARKING



VISITOR PARKING



VISITOR PARKING



PHYSICIAN PARKING








PHYSICIAN PARKING



EMERGENCY PARKING ONLY

MAP KEY

-  Emergency
-  Visitor Parking
-  Emergency Parking Only
-  Physician Parking
-  Direction of Traffic

Texas Health Alliance
10864 Texas Health Trail

Professional Building
10840 Texas Health Trail

Surgery & Pre-Admission Testing, enter Emergency Entrance

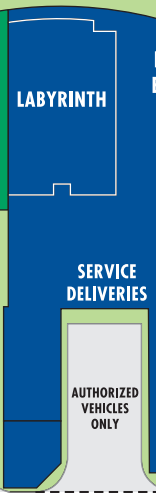
Emergency Entrance Hours
24 hours

Professional Building Hours
6 a.m. – 10 p.m.



PROFESSIONAL BUILDING

WOMEN'S IMAGING CENTER



LABYRINTH

SERVICE DELIVERIES



HOSPITAL ENTRANCE

TEXAS HEALTH ALLIANCE

EMERGENCY ENTRANCE

EMERGENCY

AUTHORIZED VEHICLES ONLY

AMBULANCE

HELIPAD

OLD DENTON ROAD